








**Porsche Sprint Challenge USA West**  
 Apex Motor Club  
 PSCUW Race 1

## Flags Analysis

	Time	Elapsed	Flag / Message	Flag Time	Acum. Flag Time	Lap
	14:42:55.772	-	GREEN FLAG	8.769	8.769	1
	14:43:04.541	8.769	YELLOW FLAG AT SECTOR 1	42.900	42.900	1
	14:43:47.441	51.669	FULL COURSE YELLOW	6:10.161	6:10.161	1
	14:49:57.602	7:01.830	GREEN FLAG AT SECTOR 1	27.367	36.136	3
	14:50:24.969	7:29.197	FULL COURSE YELLOW	8:00.830	14:10.991	3
	14:58:25.799	15:30.027	GREEN FLAG	21:48.519	22:24.655	6
	15:20:14.319	37:18.546	CHEQUERED FLAG	-	-	20
	16:43:04.541	2:00:08.769	DOUBLE YELLOW AT TURN 1			
	16:43:47.441	2:00:51.669	FULL COURSE YELLOW			
	16:45:24.327	2:02:28.555	DOUBLE YELLOW AT TURN 1,4			
	16:46:48.356	2:03:52.584	DOUBLE YELLOW AT TURN 4			
	16:49:57.602	2:07:01.830	GREEN FLAG			
	16:50:24.969	2:07:29.197	FULL COURSE YELLOW			
	16:51:06.834	2:08:11.062	INCIDENT INVOLVING MUTLIPLE CARS <T1> UNDER REVIEW			
	16:51:42.385	2:08:46.613	INCIDENT INVOLVING MULTIPLE CARS <T1> UNDER REVIEW			
	16:57:29.220	2:14:33.448	SAFETY CAR IN THIS LAP			
	16:58:53.260	2:15:57.488	Car 270: Start Violation - Drive Through Penalty			
	16:59:26.626	2:16:30.854	Car 204: Incident Responsibility - Stop + 60 seconds			
	16:59:41.148	2:16:45.376	Car 209: Incident Responsibility - Stop + 60 seconds			