







## Porsche Sprint Challenge USA West

### Sonoma Raceway

### Qualifying

### Flags Analysis

	Time	Elapsed	Flag / Message	Flag Time	Acum. Flag Time	Lap
	12:15:00.000	-	GREEN FLAG	1:10.455	1:10.455	1
	12:16:10.455	1:10.455	DOUBLE YELLOW AT TURN T3			
	12:16:10.455	1:10.455	YELLOW FLAG AT SECTOR 1	11.095	11.095	1
	12:16:21.550	1:21.550	GREEN FLAG AT SECTOR 1	15:14.040	16:24.495	1
	12:16:21.550	1:21.550	GREEN FLAG			
	12:16:29.833	1:29.833	CAR 75 OFF COURSE AT TURN 3 & CONTINUED			
	12:18:10.295	3:10.295	CARS MAY RELEASE			
	12:30:10.987	15:10.987	5 MINUTES REMAINING			
	12:31:35.590	16:35.590	RED FLAG			
	12:31:35.590	16:35.590	RED FLAG	11.673	11.673	8
	12:31:47.263	16:47.263	RED FLAG			
	12:31:47.263	16:47.263	RED FLAG	2:03.908	2:15.581	8
	12:33:46.647	18:46.647	CAR 270 STOPPED ON COURSE,			
	12:33:51.171	18:51.171	CHEQUERED FLAG	-	-	8
	12:35:26.520	20:26.520	Car 209: SOLAIRUS FLYIN' LAP AWARD			
	12:36:09.996	21:09.996	Car 270: Causing Red Flag during Qualifying - Loss of two fastest laps			