







Porsche Sprint Challenge North America GT3 Cup

Sonoma Raceway

Practice 1

Flags Analysis

	Time	Elapsed	Flag / Message	Flag Time	Acum. Flag Time	Lap
	16:50:00.000	-	GREEN FLAG	16:31.163	16:31.163	1
	16:50:00.534	0.534	GREEN FLAG			
	16:52:48.843	2:48.843	Car 227: No Functioning Racelink			
	17:06:31.163	16:31.163	DOUBLE YELLOW AT TURN T3			
	17:06:31.163	16:31.163	YELLOW FLAG AT SECTOR 1	34.456	34.456	10
	17:06:43.278	16:43.278	CAR 264 OFF COURSE, TURN 3			
	17:07:05.619	17:05.619	GREEN FLAG AT SECTOR 1	10:58.205	27:29.368	10
	17:07:05.619	17:05.619	GREEN FLAG			
	17:07:13.842	17:13.842	CAR 264 CONTINUED			
	17:09:34.774	19:34.774	Car 234: Pit Lane Speed Violation - (+8) Drive Through			
	17:18:03.824	28:03.824	DOUBLE YELLOW AT TURN T2			
	17:18:03.824	28:03.824	YELLOW FLAG AT SECTOR 1	14.805	49.261	17
	17:18:14.475	28:14.475	CAR OFF COURSE, TURN 2			
	17:18:18.629	28:18.629	GREEN FLAG AT SECTOR 1	11:41.371	39:10.739	17
	17:18:18.629	28:18.629	GREEN FLAG			
	17:18:40.988	28:40.988	CAR 281 OFF COURSE AT TURN 2 & CONTINUED			
	17:24:35.229	34:35.229	CAR 228 BLACK FLAG - IMPROPER DRIVER IN CAR			
	17:30:00.000	40:00.000	CHEQUERED FLAG	-	-	24